

refuge and outreach: a moment in time

women's aid
until women & children are safe
annual survey

a **day** in the life of **refuge** services

26 June 2014

144

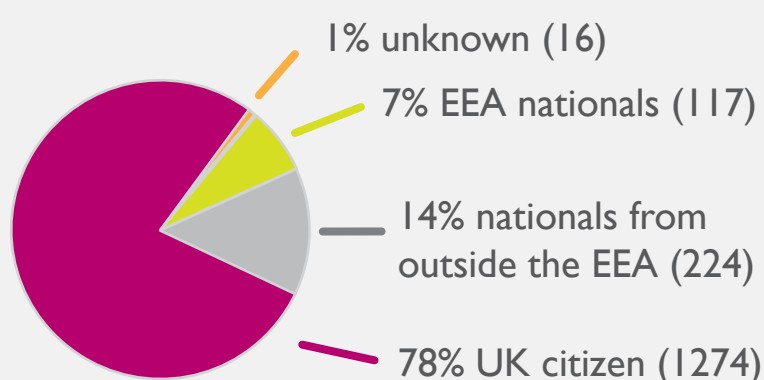
respondents provided refuge

on this day
1,791ⁱ
women received
refuge support



Refuge accommodation provides life-saving and life-changing support for thousands of women and children every year. For some women refuge accommodation is the only option for them to escape and be safe from domestic violence. These services support women and children when they are in crisis and help them begin to rebuild their lives.

the nationalities of residentsⁱⁱ



TURNED AWAY THIS DAYⁱⁱⁱ
112 women
84 children



1,669^{iv}
children & young people were supported in a refuge on this day

1,144^v
children had to **change schools** as a consequence of domestic violence



a **week** in the life of **outreach** services


23 - 27 June 2014

112

respondents provided non-refuge services

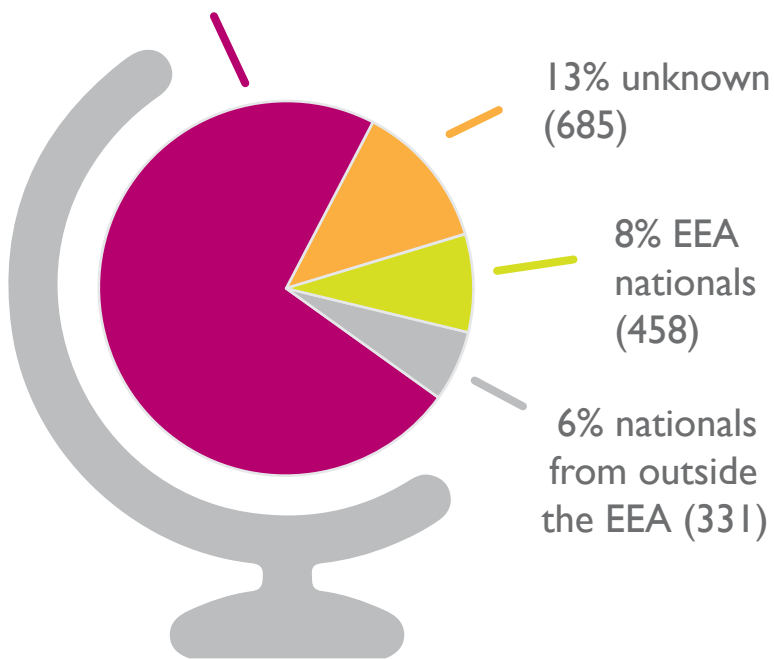
85 respondents provided both refuge AND non-refuge services

Outreach services offer a valuable range of specialist information and support in a community setting.



6,393^{vi} women were supported in outreach services this week

the nationalities of women using services^{ix}
73% UK citizen (3937)



369^{vii}

women could not be supported in outreach services this week due to lack of capacity

1,496^{viii} children & young people were directly supported this week

708^x children had to change schools as a consequence of domestic violence

6,421 children & young people were indirectly supported this week



This infographic represents the results of the **Women's Aid Annual Survey 2014** of domestic violence services in England.

For more details see the explanatory notes at www.womensaid.org.uk/annual-survey.

Methodology: Semi-structured questionnaire; responses via web-based survey, by email or by post.

Responding services: 171 (out of 351). Overall Response Rate: 49%. NB: There were different response rates to individual questions.

Footnotes

Number of services responding to that survey question

i.	144 services responding	vi.	107 services responding
ii.	139 services responding	vii.	87 services responding
iii.	140 services responding	viii.	107 services responding
iv.	140 services responding	ix.	97 services responding
v.	136 services responding	x.	97 services responding