

# a year in the life of domestic violence services

women's aid  
until women & children are safe  
annual survey

1 April 2013 -  
31 March 2014


**124**  
respondents provided  
refuge accommodation

**6,163** <sup>i</sup> women stayed  
in refuge  
accommodation  
with **6,665** <sup>ii</sup>  
children

**389** <sup>iv</sup>  
women could not be accommodated  
because they had no recourse to  
public funds

**26%** <sup>iii</sup>  
of women were from the **same**  
local authority area as the refuge

**74%**  
of women were from a  
**different** local authority



**REFERRALS DECLINED**


**1 in 3** <sup>v</sup>  
referrals declined  
because of lack of space



**13%** <sup>vi</sup>  
of respondents have stopped running/closed  
an area of service due to lack of funding (17)

**SERVICE CLOSED**

Specialist refuges  
help women and children  
escape, cope and rebuild  
their lives after  
domestic  
violence.



nearly **half** of  
these had to close  
down children's work

**37%** <sup>vii</sup> of respondents were running services without dedicated funding (49)

**65%** of these were being  
run using reserves (32)

**24%** of these were run by  
unpaid volunteers (12)

**111**  
respondents provided  
non-refuge support

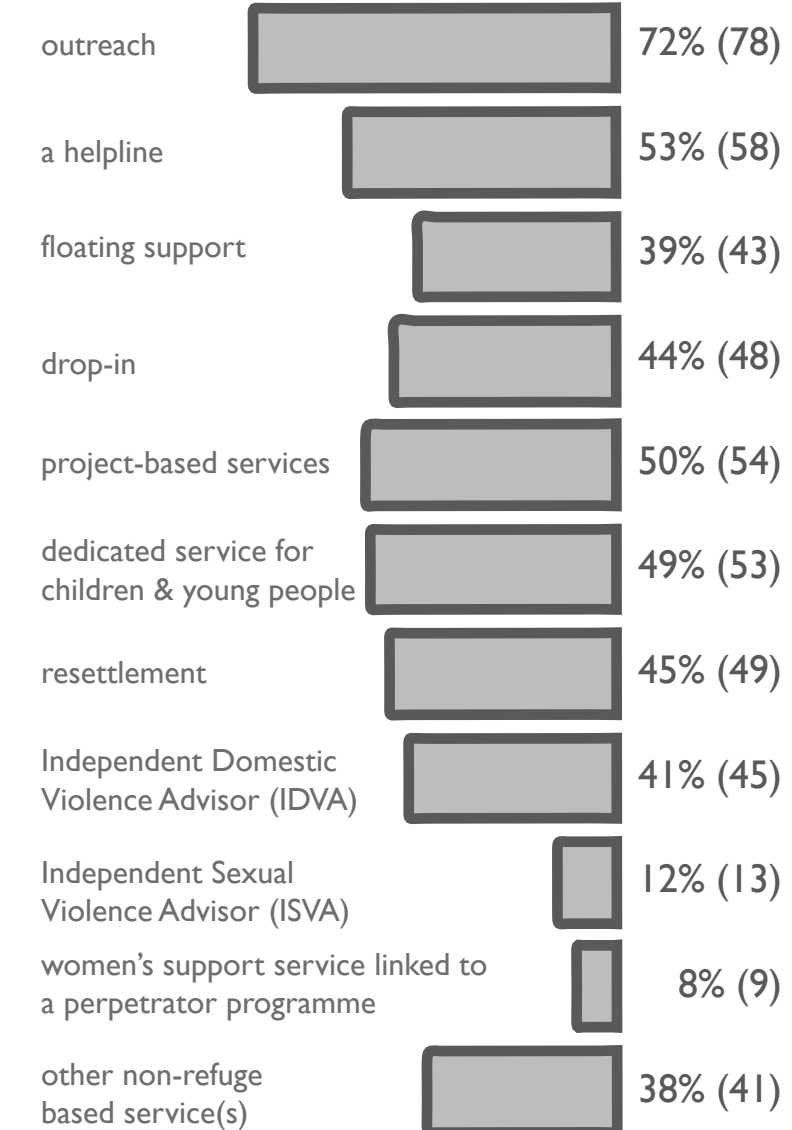
**82**  
respondents provided both  
refuge and outreach support

**SUPPORTED DIRECTLY  
THROUGH OUTREACH  
SERVICES** <sup>viii</sup>

**TYPES OF NON-REFUGE SUPPORT  
PROVIDED** <sup>ix</sup>

**74,500**  
women

**13,701**  
children &  
young people



Many women will not  
need or want to go to a refuge. The  
support women and their children get  
from outreach services such as counselling  
and group therapy are vital in supporting  
them to cope and rebuild their lives  
after domestic violence and  
stop them from living in fear.

**54,208**  
children & young people  
supported indirectly  
through outreach  
services

This infographic represents the results of the **Women's Aid Annual Survey 2014** of domestic violence services in England. For more details see the explanatory notes at [www.womensaid.org.uk/annual-survey](http://www.womensaid.org.uk/annual-survey). Methodology: Semi-structured questionnaire; responses via web-based survey, by email or by post. Responding services: 157 (out of possible 351). Overall Response Rate: 45%. NB: There were different response rates to individual questions

**Footnotes**  
Number of services responding to that survey question  
i. 110 services responding  
ii. 110 services responding  
iii. 110 services responding  
iv. 102 services responding  
v. 115 services responding  
vi. 132 services responding  
vii. 132 services responding  
viii. 109 services responding  
ix. 109 services responding